

Brass Grade 1

Rank 1

1. Scales: Scale #1
2. Count the following exercises by saying the rhythms out loud:
#14, #8, #30 from *Tradition of Excellence* book 1

Play the following exercises from *Tradition of Excellence, Book 1* with no mistakes:

3. #15, #16 (Rising Rhythms and Stepping Stones)
4. #18, #19 (In a Minor Mood and Hot Cross Buns)
5. #20 (Go Tell Aunt Rhodie)
6. #23 (Skill Builder: Merrily We Roll Along)
7. #24 (Itsy Bitsy Spider)
8. #27 (Good King Wenceslas)
9. #29 (Warm-up: Serenity-Round)
10. #34 (The Frog's Song-Round)

All exercises for the above, are on the following pages

Brass Grade 1

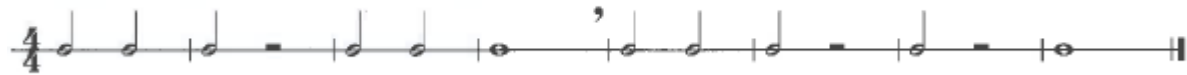
Major Scales

- Trumpet -


1. 

Traditions of Excellence – Book 1 Exercises

8. Rhythm Time ▶ 1) Write the counting and clap the rhythm before you play. 2) Play on the note E (Concert D).



14. Rhythm Time ▶ 1) Write the counting and clap the rhythm before you play. 2) Play on the note E (Concert D).




15. Rising Rhythms ▶ Start each note by whispering the word "too."



 RHYTHM STUDIES: p. 44, #5-17


16. Stepping Stones ▶ Keep the air moving.



18. In a Minor Mood



▶ When playing the note D, extend the 3rd valve slide out about one half inch to play the note in tune. Ask your teacher for help.
▶ Count, clap, sing, and play!



19. Hot Cross Buns

English Folk Song



20. Go Tell Aunt Rhodie



American Folk Song



Brass Grade 1

23. Skill Builder: Merrily We Roll Along ▶ Count, clap, sing, and play! When you reach the end of the song, repeat once from the beginning. Traditional



24. Itsy Bitsy Spider — Round ▶ Add brackets to show the phrases. Traditional



27. Good King Wenceslas  Traditional English Carol



29. Warm-up: Serenity — Round ▶ Keep the air moving.



30. Chop Builder  ▶ Make a clean slur from E to A.



34. The Frog's Song — Round  ▶ Are you slurring? Japanese Folk Song

